



Cod.	Descrizione - Description
<b>ATTACCHI ACQUA - WATER CONNECTORS</b>	
1	01AC306 Kit alimentazione acqua ø 13÷19 mm l = 10 m - Water inlet kit ø 13÷19 mm l = 10 m
2	01AC267 Kit alimentazione acqua ø 19÷26 mm l = 10 m - Water inlet kit ø 19÷26 mm l = 10 m
3	01AC274 Kit alimentazione acqua ø 25÷33 mm l = 10 m - Water inlet kit ø 25÷33 mm l = 10 m
4	I30310 Raccordo portagomma ø 25 mm - Quick hose barb quick connector ø 25 mm
5	I30311 Raccordo rapido Quick G3/4"F - Quick connector G3/4"F
6	I30312 Raccordo rapido Quick G1"F - Quick connector G1"F
7	01AC321 Presa rubinetto G3/4"F con riduzione 1/2" - Tap fitting G3/4"F with 1/2" adapter
8	01AC322 Raccordo portagomma 1/2" per tubo ø 13 mm - Hose barb connector 1/2" for hose ø 13 mm
<b>ATTACCHI RAPIDI A SFERE - BALL QUICK CONNECTORS</b>	
9	01AC330 Presa rubinetto OT G1/2"F - Tap attachment OT G1/2"F
10	01AC331 Presa rubinetto OT G3/4"F - Tap attachment OT G3/4"F
11	01AC332 Presa rubinetto OT G1"F - Tap attachment OT G1"F
12	01AC333 Raccordo portagomma OT ø 12÷15 mm - Hose barb connector OT ø 12÷15 mm
13	01AC334 Raccordo portagomma OT ø 16÷19 mm - Hose barb connector OT ø 16÷19 mm
<b>TUBI ALTA PRESSIONE - HIGH PRESSURE HOSES</b>	
14	01AC256 Tubo AP øe 14,5 mm M22 M - G1/4"F l = 6 m - HP hose øe 14,5 mm M22 M - G1/4"F l = 6 m
15	01AC323 Tubo AP øe 14,5 mm M22 M - G1/4"F l = 15 m - HP hose øe 14,5 mm M22 M - G1/4"F l = 15 m
16	01AC65 Tubo AP 5/16" øe 17,5 mm R1 M22 F - G3/8"F l = 10 m - HP hose 5/16" øe 17,5 mm R1 M22 F - G3/8"
17	01AC66 Tubo AP 5/16" øe 17,5 mm R1 M22 F - G3/8"F l = 20 m - HP hose 5/16" øe 17,5 mm R1 M22 F - G3/8"
18	01AC67 Tubo AP 3/8" R2 M22 F - G3/8"F l = 10 m - HP hose 3/8" R2 M22 F - G3/8"F l = 10 m
19	01AC68 Tubo AP 3/8" R2 M22 F - G3/8"F l = 20 m - HP hose 3/8" R2 M22 F - G3/8"F l = 20 m
20	01AC270 Tubo AP 5/16" R1 M22 F - G3/8"F l = 10 m - HP hose 5/16" R1 M22 F - G3/8"F l = 10 m
21	01AC265 Tubo antimacchia AP 3/8" R2 M22 F - G3/8"F l = 10 m - Non stain HP hose AP 3/8" R2 M22 F - G3/8"
22	01AC266 Tubo antimacchia AP 3/8" R2 M22 F - G3/8"F l = 20 m - Non stain HP hose AP 3/8" R2 M22 F - G3/8"
<b>RACCORDO COLLEGAMENTO TUBI ALTA PRESSIONE - HIGH PRESSURE HOSE CONNECTOR</b>	
23	01AC311 Raccordo di giunzione tubi AP - HP hose connector
24	01AC260 Attacco rapido G3/8"M - M22 F - Quick connector G3/8"M - M22 F
25	01AC345 Attacco rapido girevole G3/8"M - M22 F - Quick coupling swivel G3/8"M - M22 F
<b>ATTACCHI RAPIDI A SFERE ALTA PRESSIONE - BALL QUICK CONNECTORS HIGH PRESSURE</b>	
26	01AC301 Attacco AP Maschio G3/8"F Acciaio - HP connector Male G3/8"F Steel
27	01AC302 Attacco AP Femmina G3/8"F Ottone - HP connector Female G3/8"F Brass
<b>ATTACCHI RAPIDI A SFERE BASSA PRESSIONE - BALL QUICK CONNECTORS LOW PRESSURE</b>	
28	01AC303 Attacco BP Portagomma ø 15÷19 mm Ottone - LP hose barb connector ø15÷19 mm Brass
29	01AC304 Attacco BP Femmina 3/4"F (a sfere) Ottone - LP connector 3/4"F (ball) Brass
30	01AC305 Attacco BP Femmina 3/4"M (a sfere) Ottone - LP connector 3/4"M (ball) Brass





1



2÷3



4



5



6



7÷8



9÷12



13÷15



16



17÷34

Cod. Descrizione - Description

## IMPUGNATURE AUTOMATICHE E SEMILANCE SENZA MANICOTTO PORTAUGELLO - AUTO

1	01AC257	Impugnatura con Semilancia G1/4" M - baionetta - Grip with half-lance G1/4" M - bayonet
2	01AC201	Impugnatura Astra C/semilancia "MT2" G3/8" M - M22 F - Astra grip with half-lance "MT2" G3/8" M
3	01AC346	Impugnatura Astra C/semilancia M22 F - M22 M - Astra grip with half-lance M22 F - M22 M
4	01AC251	Impugnatura Aura C/semilancia "MT5" G3/8" M - M22 F - Aura grip with half-lance "MT5" G3/8" M
5	01AC69	Impugnatura automatica Astra G3/8" M - G1/4" F - Astra automatic grip G3/8" M - G1/4" F
6	01AC261	Impugnatura automatica Aura G3/8" M - G1/4" F - Aura automatic grip G3/8" M - G1/4" F
7	01AC258	Terminale lancia con ugello regolabile - Lance end piece with adjustable nozzle
8	01AC310	Terminale lancia con ugello rotante - Lance end piece with turbo nozzle
9	01AC203	Terminale "MT6" FeZn M22 M - G1/4" M l = 25 cm - End piece "MT6" FeZn M22 M - G1/4" M l = 25
10	01AC319	Terminale "MT6" FeZn M22 M - G1/4" M l = 50 cm - End piece "MT6" FeZn M22 M - G1/4" M l = 50
11	01AC204	Terminale "MT6" FeZn M22 M - G1/4" M l = 70 cm - End piece "MT6" FeZn M22 M - G1/4" M l = 70
12	01AC205	Terminale "MT6" FeZn M22 M - G1/4" M l = 120 cm - End piece "MT6" FeZn M22 M - G1/4" M l = 1
13	01AC262	Lancia atermica "MT2" FeZn G1/4" M - G1/4" M l = 70 cm - Insulated lance "MT2" FeZn G1/4" M - G1
14	01AC263	Lancia atermica "MT2" FeZn G1/4" M - G1/4" M l = 120 cm - Insulated lance "MT2" FeZn G1/4" M - G
15	01AC264	Lancia atermica "MT2" FeZn G1/4" M - G1/4" M l = 170 cm - Insulated lance "MT2" FeZn G1/4" M - G
16	01AC300	Terminale doppio FeZn M22 M - G1/4" M l = 60 cm - Double end piece FeZn M22 M - G1/4" M l = 60

## UGELLI ACQUA - WATER NOZZLES

17	I50230	Ugello acqua 1/8" NPT 25° 2504 - Water nozzle 1/8" NPT 25° 2504
18	I50237	Ugello acqua 1/8" NPT 25° 2505 - Water nozzle 1/8" NPT 25° 2505
19	I50250	Ugello acqua 1/8" NPT 25° 2507 - Water nozzle 1/8" NPT 25° 2507
20	I50215	Ugello acqua 1/4" NPT 25° 2503 - Water nozzle 1/4" NPT 25° 2503
21	I50276	Ugello acqua 1/4" NPT 25° 25035 - Water nozzle 1/4" NPT 25° 25035
22	I50216	Ugello acqua 1/4" NPT 25° 2505 - Water nozzle 1/4" NPT 25° 2505
23	I50202	Ugello acqua 1/4" NPT 25° 2504 - Water nozzle 1/4" NPT 25° 2504
24	I50274	Ugello acqua 1/4" NPT 25° 2507 - Water nozzle 1/4" NPT 25° 2507
25	I50295	Ugello acqua 1/4" NPT 25° 25065 - Water nozzle 1/4" NPT 25° 25065
26	I50284	Ugello acqua 1/4" NPT 25° 25045 - Water nozzle 1/4" NPT 25° 25045
27	I50298	Ugello acqua 1/4" NPT 25° 2509 - Water nozzle 1/4" NPT 25° 2509
28	I50205	Ugello acqua 1/4" NPT 25° 25055 - Water nozzle 1/4" NPT 25° 25055
29	I50307	Ugello acqua 1/4" NPT 25° 2506 - Water nozzle 1/4" NPT 25° 2506
30	I50286	Ugello acqua 1/4" NPT 25° 25075 - Water nozzle 1/4" NPT 25° 25075
31	I50297	Ugello acqua BP 1/4" 00100 - Water nozzle BP 1/4" 00100
32	I50308	Ugello acqua in ottone BP 1/4" 5040 - Brass water nozzle BP 1/4" 5040

*in confezioni da 10 pezzi - in 10 unit packages:*

33		Ugello acqua 1/8" e 1/4" NPT 0°/15°/40° - Water nozzle 1/8" and 1/4" NPT 0°/15°/40°
34		Ugello acqua 1/8" e 1/4" NPT diverse misure - Water nozzle 1/8" and 1/4" NPT different sizes

# IDROPULITRICI

## HIGH PRESSURE CLEANERS

	Super			Susette		Sidra		Sally		Maxima				Midia		Mobile			
	150	150S	200	150/15	200/15	120/10	170/13	110/7	130/9	120/10	150/15	150/21	200/15	200/21	200/30	110/7	180/17	200/21	210/25


**ERGONOMIC GRIPS AND HALF-LANCES WITHOUT NOZZLE-HOLDER COUPLING** €/cad.

	-	-	-	-	-	-	-	-	-	-	-	-	-	-	-	•	-	-	-
1 - M22 F	•	•	•	•	•	•	•	-	-	-	-	•	•	•	•	-	-	-	-
	-	-	-	-	-	-	-	-	-	-	-	-	-	-	-	-	•	•	•
- M22 F	-	-	-	-	-	-	-	•	•	•	•	-	-	-	-	-	-	-	-
	o	o	o	o	o	o	o	-	-	-	-	o	o	o	o	-	-	-	-
	-	-	-	-	-	-	-	o	o	o	o	-	-	-	-	-	-	-	-
	-	-	-	-	-	-	-	-	-	-	-	-	-	-	-	•	-	-	-
	-	-	-	-	-	-	-	-	-	-	-	-	-	-	-	o	-	-	-
cm	o	o	o	o	o	o	o	o	o	o	o	o	o	o	o	-	-	-	-
cm	o	o	o	o	o	o	o	•	•	o	o	o	o	o	o	-	o	o	o
cm	•	•	•	•	•	•	•	o	o	•	•	•	•	•	•	-	o	o	o
20 cm	o	o	o	o	o	o	o	o	o	o	o	o	o	o	o	-	o	o	o
1/4" M l = 70 cm	o	o	o	o	o	o	o	o	o	o	o	o	o	o	o	-	o	o	o
1/4" M l = 120 cm	o	o	o	o	o	o	o	o	o	o	o	o	o	o	o	-	o	o	o
1/4" M l = 170 cm	o	o	o	o	o	o	o	o	o	o	o	o	o	o	o	-	o	o	o
cm	o	o	o	o	o	o	o	o	o	o	o	o	o	o	•	-	•	•	•
	-	-	•	-	-	-	-	-	-	-	-	-	-	-	-	-	-	-	-
	•	-	-	-	-	-	-	-	-	-	-	-	-	-	-	-	-	-	-
	-	•	-	-	-	-	-	-	-	-	-	-	-	-	-	-	-	-	-
	-	-	-	-	-	-	-	•	•	-	-	-	-	-	-	-	-	-	-
	-	-	-	-	-	•	-	-	-	•	-	-	-	-	-	-	-	-	-
	-	-	-	-	•	-	-	-	-	-	•	-	-	-	-	-	-	-	-
	-	-	-	-	-	-	-	-	-	-	-	•	-	-	-	-	-	-	-
	-	-	-	-	-	-	-	-	-	-	-	-	-	•	-	-	-	-	-
	-	-	-	-	-	-	•	-	-	-	-	•	-	-	-	-	-	-	-
	-	-	-	-	-	-	-	-	-	-	-	-	-	-	•	-	-	-	-
	-	-	-	-	-	-	-	-	-	-	-	-	-	-	-	-	•	•	•
	-	-	-	-	-	-	-	-	-	-	-	-	-	-	-	-	•	•	•
	-	-	-	-	-	-	-	-	-	-	-	-	-	-	-	-	-	-	-
	o	o	o	o	o	o	o	o	o	o	o	o	o	o	o	-	o	o	o
	o	o	o	o	o	o	o	o	o	o	o	o	o	o	o	-	o	o	o



Cod.	Descrizione - Description
<b>MANICOTTI e TESTINE REGOLABILI - COUPLINGS</b>	
1	I30506 Manicotto portaugello 1/8" NPT F - G1/4"F - Nozzle-holder coupling 1/8" NPT F - G1/4"F
2	I30515 Manicotto portaugello 1/4" NPT F - G1/4"F - Nozzle-holder coupling 1/4" NPT F - G1/4"F
3	01AC105 Testina pressione reg. Hyperjet G1/4"F - 1/8" NPT F - Adj. pressure head Hyperjet G1/4"F - 1/8" NPT
4	01AC127 Testina pressione reg. Hyperjet Plus G1/4"F - 1/4" NPT F - Adj. pressure head Hyperjet Plus G1/4"F
<b>TUBO PER UGELLI STURATUBI - HOSE FOR RETRO NOZZLES</b>	
5	01AC342 Tubo AP 3/16" baionetta - G1/8"M max 70°C, 210 bar l=15 m - HP hose 3/16" bayonet - G1/8"M max
6	01AC285 Tubo AP 3/16" M22 M - G1/8"M max 70°C, 210 bar l = 15 m - HP hose 3/16" M22 M - G1/8"M max
7	01AC286 Tubo AP 3/16" M22 M - G1/4"M max 70°C, 210 bar l = 15 m - HP hose 3/16" M22 M - G1/4"M max
<b>UGELLI STURATUBI - RETRO NOZZLES</b>	
8	01AC287 Ugello sturatubo G1/8"F 05 - Retro nozzle G1/8"F 05
9	01AC336 Ugello sturatubo G1/8"F 035 - Retro nozzle G1/8"F 035
10	01AC290 Ugello sturatubo G1/8"F 055 - Retro nozzle G1/8"F 055
11	01AC291 Ugello sturatubo G1/8"F 060 - Retro nozzle G1/8"F 060
12	01AC288 Ugello sturatubo G1/4"F 07 - Retro nozzle G1/4"F 07
13	01AC289 Ugello sturatubo G1/4"F 095 - Retro nozzle G1/4"F 095
<b>UGELLI ROTANTI - ROTATING SEWER NOZZLES</b>	
14	01AC324 Ugello rotante "Turbo" 210 bar G1/4"F 03 - Rotating sewer nozzle "Turbo" 210 bar G1/4"F 03
15	01AC293 Ugello rotante "Turbo" 210 bar G1/4"F 035 - Rotating sewer nozzle "Turbo" 210 bar G1/4"F 035
16	01AC294 Ugello rotante "Turbo" 210 bar G1/4"F 04 - Rotating sewer nozzle "Turbo" 210 bar G1/4"F 040
17	01AC295 Ugello rotante "Turbo" 210 bar G1/4"F 045 - Rotating sewer nozzle "Turbo" 210 bar G1/4"F 045
18	01AC296 Ugello rotante "Turbo" 210 bar G1/4"F 05 - Rotating sewer nozzle "Turbo" 210 bar G1/4"F 05
19	01AC347 Ugello rotante "Turbo" 210 bar G1/4"F 055 - Rotating sewer nozzle "Turbo" 210 bar G1/4"F 055
20	01AC348 Ugello rotante "Turbo" 210 bar G1/4"F 06 - Rotating sewer nozzle "Turbo" 210 bar G1/4"F 06
21	01AC349 Ugello rotante "Turbo" 350 bar G1/4"F 075 - Rotating sewer nozzle "Turbo" 350 bar G1/4"F 075
22	01AC297 Ugello rotante "Turbo" 210 bar G1/4"F 065 - Rotating sewer nozzle "Turbo" 210 bar G1/4"F 065
23	01AC298 Ugello rotante "Turbo" 280 bar G1/4"F 07 - Rotating sewer nozzle "Turbo" 280 bar G1/4"F 07
24	01AC299 Ugello rotante "Turbo" 350 bar G1/4"F 09 - Rotating sewer nozzle "Turbo" 350 bar G1/4"F 09
<b>LANCE, DIFFUSORI E SPAZZOLE - LANCES, DIFFUSERS AND BRUSHES</b>	
25	01AC259 Diffusore schiuma con tanica - Foam diffuser with tank
26	01AC318 Lancia schiuma con tanica 0,5 l M22 M - Foam diffuser with 0,5 l tank M22 M
27	01AC278 Lancia schiuma con tanica 1 l M22 M - Foam diffuser with 1 l tank M22 M
28	01AC309 Kit spazzola rotante - Rotary brush kit
29	01AC07 Idrospazzola rotante Nylon bianco G1/4"M - Rotary hydro-brush white nylon G1/4"M
30	01AC41 Idrospazzola rotante crine cavallo G1/4"M - Horse hair rotary hydro-brush G1/4"M
31	01AC275 Idrospazzola Carwash G1/4"F - Carwash hydro-brush G1/4"M





Cod.	Descrizione - Description
<b>KIT SABBIAIATURA - SANDBLASTING KIT</b>	
1	01AC307 Kit sabbaiatura - Sandblasting kit
2	01AC335 Kit sabbaiatura - Sandblasting kit
3	01AC210 Kit sabbaiatore "MT" 0 - Sandblasting kit "MT" 0
4	01AC211 Kit sabbaiatore "MT" 1 - Sandblasting kit "MT" 1
5	01AC212 Kit sabbaiatore "MT" 2 - Sandblasting kit "MT" 2
6	01AC213 Kit sabbaiatore "MT" 3 - Sandblasting kit "MT" 3
7	01AC214 Kit sabbaiatore "MT" 4 - Sandblasting kit "MT" 4
8	01AC284 Sacco sabbia da 25 kg (Graniglia Quarzo 1A) - Sand bag 25kg (Quartz grit 1A)
<b>KIT RUBINETTI EIETTORI DETERGENTE - CHEMICAL INJECTOR TAP KITS</b>	
9	01AC271 Kit eiettore detergente ø 1,8 mm 8÷12 l/min - Chemical injector kit ø 1,8 mm 8÷12 l/min
10	01AC272 Kit eiettore detergente ø 2,3 mm 12÷18 l/min - Chemical injector kit ø 2,3 mm 12÷18 l/min
11	01AC273 Kit eiettore detergente ø 2,7 mm 17÷30 l/min - Chemical injector kit ø 2,7 mm 17÷30 l/min
<b>AVVOLGITUBO AUTOMATICI E MANUALI - AUTOMATIC HOSE REELS</b>	
12	01AC236 Avvolgitubo Inox max 400 bar per tubo AP I = 20 m - Stainless steel reel 400 bar for HP hose I = 20
13	01AC235 Avvolgitubo verniciato max 400 bar per tubo AP I = 20 m - Painted steel reel 400 bar for HP hose I
14	01AC237 Staffa girevole verniciata per avvolgitubo - Painted steel swing bracket for winding hose
15	01AC238 Staffa girevole Inox per avvolgitubo - Stainless steel swing bracket for winding hose
16	01AC242 Supporto a muro per tubi gomma AP - Wall bracket for HP rubber hoses
<b>BRACCI GIREVOLI INOX - STAINLESS STEEL ROTATING BOOMS</b>	
17	01AC280 Braccio girevole Inox 2 molle attacco a soffitto l = 1750 mm - S. steel rotating boom 2 springs ceiling r
18	01AC281 Braccio girevole Inox 2 molle attacco a parete l = 2000 mm - S. steel rotating boom 2 springs wall mo
<b>PORTA LANCE E LANCIA LAVAPAVIMENTI - LANCE HOLDERS AND LANCES FOR FLOOR</b>	
19	01AC328 Porta lancia Inox flessibile a pavimento - Stainless steel lance holder, flexible, floor-mounted
20	01AC329 Porta lancia Inox flessibile a muro - Stainless steel lance holder, flexible, wall-mounted
21	01AC226 Testina motorizzata con aspirazione liquido - Motorised head for sucking liquids
22	01AC234 Lavapavimenti "FC10" Inox - Stainless steel "FC10" floor cleaner
<b>FILTRI DETERGENTE ACQUA - WATER DETERGENT FILTERS</b>	
23	01AC282 Filtro acqua in linea G3/4"F - G3/4"F per filtro 10" - Line water filter G3/4"F - G3/4"F for 10" filter
24	01AC283 Cartuccia filtro plastica 9"3/4 60 micron - Plastic filter cartridge 9"3/4 60 microns

# IDROPULITRICI

## HIGH PRESSURE CLEANERS

	Super			Susette		Sidra		Sally		Maxima				Midia		Mobile				
	150	150S	200	150/15	200/15	120/10	170/13	110/7	130/9	120/10	150/15	150/21	200/15	200/21	200/30	110/7	180/17	200/21	210/25	€/cad.
	-	-	-	-	-	-	-	-	-	-	-	-	-	-	-	o	-	-	-	
	-	-	-	-	-	-	-	o	o	-	-	-	-	-	-	-	-	-	-	
	-	-	o	-	o	o	o	-	-	o	-	-	o	-	-	-	-	-	-	
	o	-	-	o	-	-	-	-	-	-	o	-	-	-	-	-	-	-	-	
	-	-	-	-	-	-	-	-	-	-	-	-	-	o	-	-	o	o	-	
	-	o	-	-	-	-	-	-	-	-	-	o	-	-	-	-	-	-	o	
	-	-	-	-	-	-	-	-	-	-	-	-	-	-	o	-	-	-	-	
	o	o	o	o	o	o	o	o	o	o	o	o	o	o	o	o	o	o	o	
	-	-	-	-	-	o	-	-	-	•	-	-	-	-	-	-	-	-	-	
	o	o	o	o	o	-	o	-	-	-	•	•	•	•	-	-	-	-	-	
	-	-	-	-	-	-	-	-	-	-	-	-	-	-	•	-	-	-	-	
m	o	o	o	o	o	o	o	-	-	o	o	o	o	o	o	-	o	o	o	
= 20 m	o	o	o	o	o	o	o	-	-	o	o	o	o	o	o	-	o	o	o	
	o	o	o	o	o	o	o	-	-	o	o	o	o	o	o	-	o	o	o	
	o	o	o	o	o	o	o	-	-	o	o	o	o	o	o	-	o	o	o	
mounted l = 1750 mm	o	o	o	o	o	o	o	-	-	o	o	o	o	o	o	-	o	o	o	
mounted l = 2000 mm	o	o	o	o	o	o	o	-	-	o	o	o	o	o	o	-	o	o	o	
<b>CLEANING</b>																				
	o	o	o	o	o	o	o	o	o	o	o	o	o	o	o	-	o	o	o	
	o	o	o	o	o	o	o	o	o	o	o	o	o	o	o	-	o	o	o	
	o	o	o	o	o	o	o	-	-	o	o	o	o	o	o	-	o	o	o	
	o	o	o	o	o	o	o	o	o	o	o	o	o	o	o	-	o	o	o	
	o	o	o	o	o	o	o	o	o	o	o	o	o	o	o	-	o	o	o	
	o	o	o	o	o	o	o	o	o	o	o	o	o	o	o	-	o	o	o	



1÷6



7÷9



10  
13



11÷12  
14÷17



18÷23  
28÷30  
32÷34  
38



24÷27  
31  
35÷37  
39

Cod.	Descrizione - Description
<b>BATTERIE AVVIAMENTO - STARTING BATTERIES</b>	
1	BACBT00000 12 V - 80 Ah (278X175X190 mm - 18,4 kg)
<b>BATTERIE SEMI - TRAZIONE - SEMI TRACTION BATTERIES</b>	
2	BACBT00007 12 V - 120 Ah (308x174x225 mm - 21 kg)
3	BACBT00002 12 V - 140 Ah (345x170x285 mm - 28 kg)
4	BACBT00006 6 V - 240 Ah (242x190x275 mm - 29 kg)
<b>BATTERIE TRAZIONE - TRACTION BATTERIES</b>	
5	BACBT00001 12 V - 120 Ah (345x170x235 mm - 39 kg)
6	BACBT00004 6V - 240 Ah (242x190x275 mm - 32,6 kg)
<b>CARICA BATTERIE ELETTRONICO - ELECTRONIC BATTERY CHARGER</b>	
7	BACCB00011 12 V - 10 A
8	BACCB00007 12 V - 20 A (MGX)
9	BACCB00006 24 V - 10 A (MGX)
10	BACCB00009 24 V - 20 A (MGX)
<b>FILTRI IN CARTA RESINATA USO GENERALE PER POLVERI 14 µ MM - RESINBONDED PAPER</b>	
11	BFILT00001 Cartuccia - Cartridge
12	BFILT00003 Pannello - Panel
13	BFILT00002 Pannello - Panel
<b>FILTRI RESITENTI ALL'ACQUA LAVABILI PER POLVERI 20 µ MM - WASHABLE WATERPROOF</b>	
14	BFILT00008 Cartuccia - Cartridge
15	BFILT00009 Pannello - Panel
16	BFILT00010 Pannello - Panel
<b>FILTRI RESITENTI ALL'ACQUA LAVABILI PER POLVERI 5 µ MM - WASHABLE WATERPROOF</b>	
17	BFILT00020 Pannello - Panel
18	BFILT00021 Pannello - Panel
<b>SPAZZOLE DUREZZA MEDIA - MEDIUM HARDNESS BRUSHES</b>	
19	BSPA00004 Centrale - Central
20	BSPA00017 Centrale - Central
21	BSPA00042 Centrale - Central
22	BSPA00022 Centrale - Central
23	BSPA00005 Centrale - Central
24	BSPA00007 Centrale - Central
25	BSPA00011 Laterale - Side
26	BSPA00014 Laterale - Side
27	BSPA00009 Laterale - Side
28	BSPA00052 Radiale - Radial
<b>SPAZZOLE DURE - HARD BRUSHES</b>	
29	BSPA00054 Centrale dura - Central
30	BSPA00003 Centrale dura - Central
31	BSPA00021 Centrale dura - Central
32	BSPA00055 Centrale dura - Central
<b>SPAZZOLE MISTE ACCIAIO - PARTIALLY STEEL BRUSHES</b>	
33	BSPA00006 Centrale - Central
34	BSPA00008 Centrale - Central
35	BSPA00025 Centrale - Central
36	BSPA00027 Laterale
37	BSPA00028 Laterale - Side
38	BSPA00053 Radiale - Radial
<b>SPAZZOLE ANTISTATICHE PER MOQUETTE - ANTISTATIC CENTRAL BRUSHES FOR CARPET</b>	
39	BSPA00056 Centrale - Central
40	BSPA00057 Laterale - Side

# MOTOSPAZZATRICI SWEEPERS

	Dusty								One Sweep					
	650 M	650 EM	650 ET	650 STH	850 ET	850 STH	1100 ET e PLUS	1100 STH e PLUS	650 ET	650 STH	850 ET	850 STH	600	€/cad.
	-	Δ1	Δ1	-	-	-	-	-	-	-	-	-	-	
	-	-	-	-	Δ1	-	-	-	Δ1	-	-	-	Δ1	
	-	-	-	-	-	-	Δ2	-	-	-	-	-	-	
	-	-	-	-	-	-	Δ4	-	-	-	Δ2	-	-	
	-	-	-	-	o1	-	-	-	o1	-	-	-	o1	
	-	-	-	-	-	-	Δ4	-	-	-	o1	-	-	
	-	Δ1	Δ1	-	Δ1	-	-	-	Δ1	-	-	-	Δ1	
	-	-	-	-	-	-	-	-	-	-	Δ1	-	-	
	-	-	-	-	-	-	Δ1	-	-	-	-	-	-	
	-	-	-	-	-	-	Δ1	-	-	-	-	-	-	
<b>ER FILTERS FOR STANDARD USE FOR 14 μ MM DUST</b>	-	-	-	-	-	-	-	-	●2	●2	●3	●3	-	
	-	●1	●1	●1	-	-	-	-	-	-	-	-	-	
	-	-	-	-	●1	●1	o1	o1	-	-	-	-	-	
<b>OF FILTERS FOR 20 μ MM DUST</b>	-	-	-	-	-	-	-	-	o2	o2	o3	o3	-	
	-	o1	o1	o1	-	-	-	-	-	-	-	-	-	
	-	-	-	-	o1	o1	●1	●1	-	-	-	-	-	
<b>F FILTERS FOR 5 μ MM DUST</b>	-	o1	o1	o1	-	-	-	-	-	-	-	-	-	
	-	-	-	-	o1	o1	o1	o1	-	-	-	-	-	
	●1	-	-	-	-	-	-	-	-	-	-	-	-	
	-	●1	●1	●1	-	-	-	-	-	-	-	-	-	
	-	-	-	-	●1	●1	-	-	-	-	-	-	-	
	-	-	-	-	-	-	●1	●1	-	-	-	-	-	
	-	-	-	-	-	-	-	-	●1	●1	-	-	-	
	-	-	-	-	-	-	-	-	-	●1	●1	-	-	
	●1	-	-	-	-	-	-	-	-	-	-	-	-	
	-	●1	●1	●1	●1	●1	-	-	-	-	-	-	-	
	-	-	-	-	-	-	●2	●2	●1	●1	●1	●1	-	
	-	-	-	-	-	-	-	-	-	-	-	-	●1	
	-	-	-	-	o1	o1	-	-	-	-	-	-	-	
	-	-	-	-	-	-	o1	o1	-	-	-	-	-	
	-	-	-	-	-	-	-	-	-	-	o1	o1	-	
	-	-	-	-	o1	o1	-	-	-	-	-	-	-	
	-	-	-	-	-	-	-	-	o1	o1	-	-	-	
	-	-	-	-	-	-	o1	o1	-	-	o1	o1	-	
	-	-	-	-	o1	o1	-	-	-	-	-	-	-	
	-	-	-	-	-	-	o2	o2	o1	o1	o1	o1	-	
	-	-	-	-	-	-	-	-	-	-	-	-	o1	
<b>TS</b>	-	o1	o1	-	-	-	-	-	-	-	-	-	-	
	-	o1	o1	-	-	-	-	-	-	-	-	-	-	



1÷6



7÷10



11



12÷15



16÷21



22



23÷26



27



28÷31



32÷38

Cod.	Descrizione - Description
<b>BATTERIE AVVIAMENTO - STARTING BATTERIES</b>	
1	BACBT00000 12 V - 80 Ah (278X175X190 mm - 18,4 kg)
<b>BATTERIE SEMI TRAZIONE - SEMI-TRACTION BATTERIES</b>	
2	BACBT00007 12 V - 120 Ah (308x174x225 mm - 21 kg)
3	BACBT00002 12 V - 140 Ah (345x170x285 mm - 28 kg)
<b>BATTERIE TRAZIONE - TRACTION BATTERIES</b>	
4	BACBT00001 12 V - 120 Ah (345x170x235 mm - 39 kg)
5	BACBT00004 6 V - 240 Ah (242x190x275 mm - 32,6 kg)
6	BACBT00015 6 V - 320 Ah (240x198x360 mm - 38 kg)
<b>CARICA BATTERIE ELETTRONICO - ELECTRONIC BATTERY CHARGER</b>	
7	BACCB00008 24 V - 10 A
8	BACCB00006 24 V - 15 A
9	BACCB00018 24 V - 15 A (bordo macchina - on board)
10	BACCB00009 24 V - 30 A
<b>CAVI PROLUNGA - EXTENSION CABLES</b>	
11	121AC33 Cavo prolunga da 20 mt - 20 m extension cable
<b>DISCHI - DISCS</b>	
12	121AC107 Disco trascinatore - Drag disc
13	121AC114 Disco trascinatore - Drag disc
14	121AC117 Disco trascinatore - Drag disc
15	121AC124 Disco trascinatore - Drag disc
16	121AC102 Disco verde - Green disc
17	121AC109 Disco verde - Green disc
18	121AC137 Disco verde - Green disc
19	121AC119 Disco verde - Green disc
20	121AC104 Disco nero - Black disc
21	121AC111 Disco nero - Black disc
22	121AC139 Disco nero - Black disc
23	121AC121 Disco nero - Black disc
<b>SPAZZOLE TYNEX - TYNEX BRUSHES</b>	
24	BSPAZ00018 Spazzola rullo Tynex - Tynex roller brush
25	121AC106 Spazzola Tynex - Tynex brush
26	121AC113 Spazzola Tynex - Tynex brush
27	121AC116 Spazzola Tynex - Tynex brush
28	121AC123 Spazzola Tynex - Tynex brush
<b>SPAZZOLE NYLON - NYLON BRUSHES</b>	
29	BSPAZ00016 Spazzola rullo Nylon - Nylon roller brush
30	121AC105 Spazzola Nylon - Nylon brush
31	121AC112 Spazzola Nylon - Nylon brush
32	121AC115 Spazzola Nylon - Nylon brush
33	121AC122 Spazzola Nylon - Nylon brush
<b>LAME SQUEEGEE - SQUEEGEES</b>	
34	BGUAR00088 Lama squeegee - Squeegee
35	121AC125 Lama squeegee anteriore - Front squeegee
36	121AC127 Lama squeegee anteriore - Front squeegee
37	121AC129 Lama squeegee anteriore - Front squeegee
38	121AC126 Lama squeegee posteriore - Rear squeegee
39	121AC128 Lama squeegee posteriore - Rear squeegee
40	121AC130 Lama squeegee posteriore - Rear squeegee

# LAVASCIUGA PAVIMENTI

## FLOOR CLEANERS

### Wet

	400 EL	400 BA	500 EL	500 BA	600 BA	650 BA	750 BA	€/cad.
	-	Δ2	-	-	-	-	-	
	-	-	-	Δ2	-	-	-	
	-	-	-	-	Δ2	-	-	
	-	-	-	-	o 2	-	-	
	-	-	-	-	-	Δ4	Δ4	
	-	-	-	-	-	o 4	o 4	
	-	Δ1	-	-	-	-	-	
	-	-	-	Δ1	Δ1	-	-	
	-	-	-	-	o 1	-	-	
	-	-	-	-	-	Δ1	Δ1	
	o 1	-	o 1	-	-	-	-	
	-	-	o 1	o 1	-	-	-	
	-	-	-	-	o 2	-	-	
	-	-	-	-	-	o 2	-	
	-	-	-	-	-	-	o 2	
	-	-	o 1	o 1	-	-	-	
	-	-	-	-	-	o 2	-	
	-	-	-	-	o 2	-	-	
	-	-	-	-	-	-	o 2	
	-	-	o 1	o 1	-	-	-	
	-	-	-	-	-	o 2	-	
	-	-	-	-	o 2	-	-	
	-	-	-	-	-	-	o 2	
	o 1	o 1	-	-	-	-	-	
	-	-	o 1	o 1	-	-	-	
	-	-	-	-	o 2	-	-	
	-	-	-	-	-	o 2	-	
	-	-	-	-	-	-	o 2	
	•1	•1	-	-	-	-	-	
	-	-	•1	•1	-	-	-	
	-	-	-	-	•2	-	-	
	-	-	-	-	-	•2	-	
	-	-	-	-	-	-	•2	
	•2	•2	-	-	-	-	-	
	-	-	•1	•1	•1	-	-	
	-	-	-	-	-	•1	-	
	-	-	-	-	-	-	•1	
	-	-	•1	•1	•1	-	-	
	-	-	-	-	-	•1	-	
	-	-	-	-	-	-	•1	

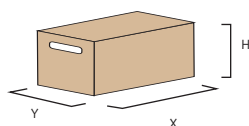
# accessori accessories



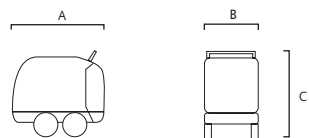
Cod.	Descrizione - Description
<b>TUBI - HOSE</b>	
1	GH6010614 Tubo flessibile completo ø 32 L= 2,5m - Complete flexible hose ø 32 L= 2,5m
2	GH6010500 Tubo flessibile completo ø 40 L= 2,5m - Complete flexible hose ø 40 L= 2,5m
3	GH6010700 Tubo flessibile completo ø 50 L= 3m - Complete flexible hose ø 50 L= 3m
4	GH6010710 Tubo flessibile completo ø 50 L= 3m - Complete flexible hose ø 50 L= 3m
5	GH6010850 Tubo flessibile completo ø 90 L= 3m - Complete flexible hose ø 90 L= 3m
6	GH6935720 Tubo flessibile completo ø 40 L= 2,5m - Complete flexible hose ø 40 L= 2,5m
7	GH2511200 Tubo flessibile ø 32 Euro/metro - Flexible hose ø 32 Euro/meter
8	GH2511210 Tubo flessibile ø 40 Euro/metro - Flexible hose ø 40 Euro/meter
9	GH2511220 Tubo flessibile ø 50 Euro/metro - Flexible hose ø 50 Euro/meter
10	GH2511230 Tubo flessibile ø 90 Euro/metro - Flexible hose ø 90 Euro/meter
<b>BOCCHETTE - TOOL</b>	
11	GH856000101 Bocchetta ø 32 - Upholstery tool ø 32
12	GH6935732 Corpo bocchetta LM26 completo - Complete squeegee tool LM26
<b>PENNELLI - BRUSHES</b>	
13	GH856000061 Pennello ø 32 - Brush ø 32
14	GH2511615 Pennello ø 40 - Brush ø 40
15	GH2511720 Pennello ø 50 - Brush ø 50
<b>LANCE PIATTE - CREVICE TOOL</b>	
16	GH856000071 Lancia piatta ø 32 - Crevice tool ø 32
17	GH2511610 Lancia piatta ø 40 - Crevice tool ø 40
18	GH2511730 Lancia piatta ø 50 - Crevice tool ø 50
19	GH2511810 Lancia piatta ø 90 - Crevice tool ø 90
<b>CURVETTE - CURVED WAND</b>	
20	GH855002746 Curveta ø 32 - Curved wand ø 32
<b>SPAZZOLE - BRUSHES</b>	
21	GH6010040 Spazzola P340 ø 32 - P340 universal tool ø 32
22	GH6010000 Spazzola setole ø 40 - Bristle brush ø 40
23	GH6010050 Spazzola registrabile mm 400 ø 50 - Adjustable brush mm 400 ø 50
<b>SACCHETTI E FILTRI - PAPER BAGS and FILTERS</b>	
24	GH2512043 Sacchetto carta - Paper bag
25	GH6595005 Microfiltro anti acari - Anti-mite microfilter
<b>PROLUNGHE - EXTENSION WANDS</b>	
26	GH855002745 Tubo rigido ø 32 - Straight wand ø 32
27	GH2511600 Prolunga a S ø 40 - S-wand ø 40
28	GH2511700 Prolunga ø 50 - S-wand ø 50
29	GH2511800 Prolunga ø 90 - S-wand ø 90
30	GH6935731 Prolunga a S ø 40 più rubinetto LM26 - S wand ø 40 with suction control
<b>VENTOSE - SQUEEGEE TOOLS</b>	
31	GH6010011 Ventosa liquidi nylon ø 40 - Nylon squeegee tool ø 40
<b>MANICHETTE - HAND TOOL</b>	
32	GH6935710 Manichetta manuale LM26 completa - Complete hand tool LM26
<b>MANICOTTI - HAND TOOL</b>	
33	GH2511394 Manicotto PVC lato accessori ø 32 - PVC hand tool accessories side ø 32
34	GH2511390 Manicotto PVC lato accessori ø 40 - PVC hand tool accessories side ø 40
35	GH2511370 Manicotto PVC lato accessori ø 50 - PVC hand tool accessories side ø 50
36	GH2511360 Manicotto PVC lato accessori ø 90 - PVC hand tool accessories side ø 90
37	GH2005363 Manicotto lato aspirapolvere ø 32 - Hand tool vacuum cleaner side ø 32
38	GH2501190 Manicotto ABS lato aspirapolvere ø 40 - ABS hand tool accessories side ø 40
39	GH2501195 Manicotto ABS lato aspirapolvere ø 50 - ABS hand tool accessories side ø 50
40	GH2501311 Manicotto lato aspirapolvere ø 90 - ABS hand tool accessories side ø 90
41	GH2501301 Riduzione lato aspirapolvere ø 90/50 - Reduction vacuum cleaner side
42	GH2511710 Raccordo accessori ø 50 - ø 50 accessories connector



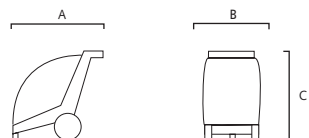
# pesi e dimensioni weights, dimensions



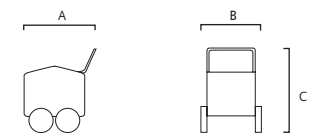
## SUPER



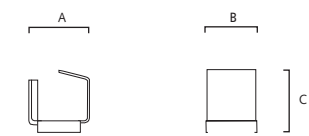
## SUSETTE SIDRA SALLY



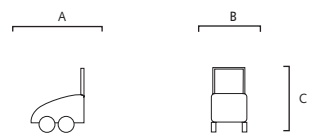
## MAXIMA



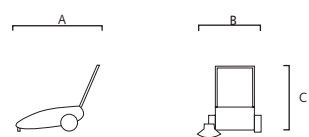
## MIDIA



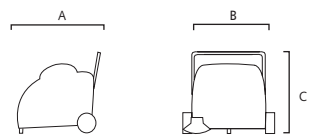
## MOBILE



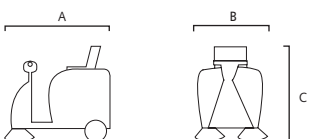
## DUSTY 650M



## DUSTY EM, ET, STH



## DUSTY 1100

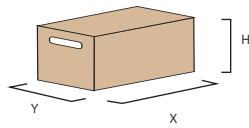


### MACCHINA

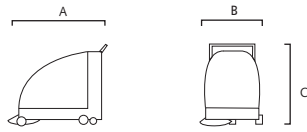
### IMBALLO

MODELLO	MACCHINA			IMBALLO				
	A (mm)	B (mm)	C (mm)	Netto (kg)	X (mm)	Y (mm)	H (mm)	Lordo (kg)
SUPER 150	1.000	700	940	150	1.155	755	1.080	165
SUPER 150S	1.000	700	940	160	1.155	755	1.080	175
SUPER 200	1.000	700	940	150	1.155	755	1.080	165
SUSETTE 150/15	960	620	935	110	1.015	660	1.100	127
SUSETTE 200/15	960	620	935	110	1.015	660	1.100	127
SIDRA 120/10	960	620	935	101	1.015	660	1.100	118
SIDRA 170/13	960	620	935	105	1.015	660	1.100	122
SALLY 110/7	800	445	850	59	870	485	985	70
SALLY 130/9	800	445	850	69	870	485	985	80
MAXIMA 120/10	780	540	750	45	745	585	710	56
MAXIMA 150/15	780	540	750	62	745	585	710	73
MAXIMA 150/21	860	615	805	80	825	660	765	94
MAXIMA 200/15	860	615	805	80	825	660	765	94
MAXIMA 200/21	860	615	805	95	825	660	765	108
MAXIMA 200/30	860	615	805	106	825	660	765	120
MIDIA 110/7	430	255	331	15,5	490	275	350	17
MOBILE 180/17	1.000	800	900	90	1.155	855	1.080	98
MOBILE 200/21	1.000	800	900	90	1.155	855	1.080	98
MOBILE 210/25	1.000	800	900	100	1.155	855	1.080	108
DUSTY 650 M	1.260	810	910	27	800	800	450	31
DUSTY 650 EM*	1.260	740	980	65	1.140	740	930	80
DUSTY 650 ET*	1.260	740	980	67	1.140	740	930	82
DUSTY 650 STH	1.260	740	980	88	1.140	740	930	103
DUSTY 850 ET*	1.260	740	940	94	1.140	740	920	112
DUSTY 850 STH	1.260	740	940	101	1.140	740	920	119
DUSTY 1100 ET*	1.400	950	1.070	160	1.420	970	1.260	189
DUSTY 1100 STH	1.400	950	1.070	160	1.420	970	1.260	189
DUSTY 1100 ET* PLUS	1.520	980	1.100	210	1.600	1.060	1.260	239
DUSTY 1100 STH* PLUS	1.520	980	1.100	210	1.600	1.060	1.260	239

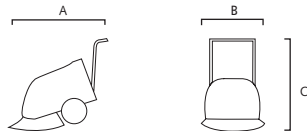
\* Peso senza batterie  
Weight without batteries



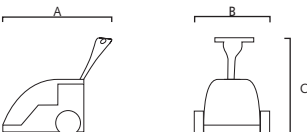
**ONE**



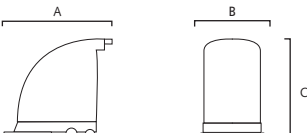
**SWEEP**



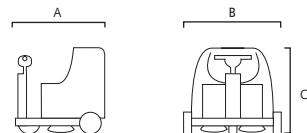
**WET 400**



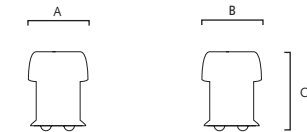
**WET 500/600**



**WET 650/750**



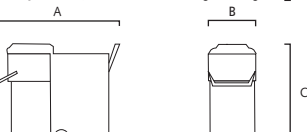
**AS 5**



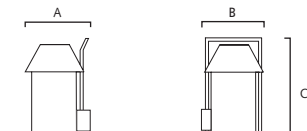
**AS 400/590/600**



**AZ 35 TEC**



**LM 26**



**MINIPIG**



MODELLO	MACCHINA				IMBALLO			
	A (mm)	B (mm)	C (mm)	Netto (kg)	X (mm)	Y (mm)	H (mm)	Lordo (kg)
ONE 650 ET*	1.280	720	1.000	85	1.200	640	1.190	104
ONE 650 STH	1.280	720	1.000	92	1.200	640	1.190	111
ONE 850 ET*	1.280	920	1.000	101	1.210	850	1.130	124
ONE 850 STH	1.280	920	1.000	101	1.210	850	1.130	124
SWEEP 600*	1.300	600	840	32	1.050	600	800	42
WET 400 EL	1.100	500	910	50	870	520	780	57
WET 400 BA*	1.100	500	910	44	870	520	780	51
WET 500 EL	1.030	550	1.060	85	1.170	640	1.200	92
WET 500 BA*	1.030	550	1.060	85	1.170	640	1.200	107
WET 600 BA*	1.180	615	1.040	95	1.170	640	1.200	123
WET 650 BA*	1.170	670	1.260	185	1.680	915	1.520	236
WET 750 BA*	1.170	770	1.260	185	1.680	915	1.520	240
AS 5	350	350	430	8	400	400	545	10
AS 400	500	500	840	17	545	545	880	20,5
AS 590	610	520	920	26	660	570	1.000	30
AS 600	610	520	920	31	660	570	1.000	35
AZ 35 TEC	1.115	620	960	110	1.100	690	1.030	120
LM 26	610	520	920	29	660	570	1.000	33
MINIPIG N24	340	340	780	11,5	345	345	790	13
MINIPIG N24I	340	340	780	11,5	345	345	790	13
MINIPIG N50	400	400	1.030	20	415	415	1.050	22
MINIPIG N50I	400	400	1.030	20	415	415	1.050	22
MINIPIG F24	340	340	780	11,5	345	345	790	13
MINIPIG F24I	340	340	780	11,5	345	345	790	13
MINIPIG F50	400	400	1.030	20	415	415	1.050	22
MINIPIG F50I	400	400	1.030	20	415	415	1.050	22

\* Peso senza batterie  
Weight without batteries